


# Walgett Aboriginal Medical Service Dental Clinic

2009



# STAFF

Kayla Thurston & Melanie Orcher




# ORAL HEALTH WORKERS

- Sandra Meihubers:

WAMS Dental Consultant


- Kay Jackson:

Bila Muuji Regional Oral Health Promotion Co-ordinator



# VISITORS

- ◉ Grahame Commins ( Prosthetist )
- ◉ Lynne Turner ( Dental Therapist )
- ◉ Locum Dentists



# WHAT IS INVOLVED IN DENTAL ASSISTING FROM THE START OF THE DAY



# Unlock the Door



The dental doors are opened as soon as we walk in at 8.30am.



- The compressor is turned on.  
The compressor filters matter and deposit from the sucker  
It regulates the hydraulics for the Dental chair  
Turns the oil machine on for the handpieces in the  
sterilizing room

The compressor is housed outside at the back of Dental



# Surgery wipe down

All benches are wiped down at the start of the day and also at the end of the day

The Dental chair and telephones are also wiped

The sucker and lights are also cleaned



# ALSO

- ◉ Check the surgery is fully stocked
- ◉ Set up the surgery and also Sterilizing



Patients from all ages visit our surgery



# Sterilizing



1. Instruments are scrubbed in solution



2. Ultra Sonic:  
Which vibrates the instruments while in there solution



3. Instruments are hand dried then left to air dry for half an hour



4. Oil machine:  
which oils all hand pieces (Drills)



5. Melag: all instruments are bagged and written on and placed in this sterilizer



6. All Records from the sterilizer are keep recorded in this book as well as the print outs

# Turn on X-ray Machine



This is the x-ray machine that is fixed to the wall that takes the photo's of the teeth



X-ray developer: develops the x-rays so you can see what is on the x-ray



X-ray's before they get developed



X-ray after it has been developed

# Helping in reception



- Making appointments
- Answering Phones

# Mix Medicaments



These are different types of filling material.  
They are mixed on the mixing pad using the spatula

# Get all instruments that are needed

Filling Pack

Dental Bib  
which is used to  
soak the  
splashes from  
the Drills



Exam pack

# Clean chair when finished



The Chair is cleaned with neutral detergent

# START OF THE DAY RECEPTION DUTIES



# Turn on Computer



# Files collected for the days patients

Files are kept in numerical order




# FOLLOWED BY

- Files to be completed and updated
- Appointments to be made
- Patients data entered into the computer
- Files to be put in surgery as patients come in
- Ordering of the stock




# ALSO

- ◉ Reception wipe down
- ◉ Patients to be added to the computer
- ◉ Appointment reminders
  - ◉ Day sheet printed



# STUDYING

- Kayla and Melanie are Currently studying to complete our Dental Certificate III in dental Assisting, this includes a certificate in Infection Control



# PROGRAMS

- ◉ Promoting Dental awareness in other communities and schools
- ◉ We are currently working with Kay Jackson developing the brushing program to be introduced to the schools and pre schools so far involved we attend:
  - Birralegal Pre school
  - Walgett primary school
  - Coolabah kids



# What's in the Dental bags





The children love  
the goodies they  
receive in their  
bags

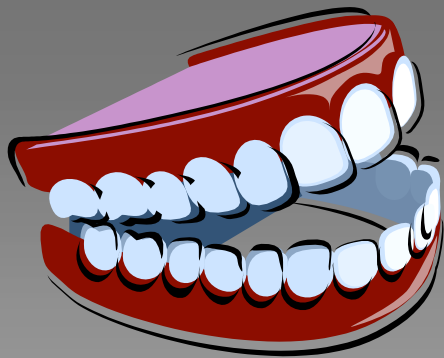




Learning to brush  
with Charlie  
choppers



Play time with Dental toys whilst waiting for their appointment





# CHARLIE CHOPPERS





The dental Assistant's  
enjoy mixing with the  
children



# Photo's

- Consent was given for all photos viewed in this presentation.





Thank you

Have a nice weekend

